

# VIRTUAL LANGUAGE FIELD TRIPS



ONE PAGE FIELD TRIP GUIDES TO SUPPORT EXPRESSIVE AND  
RECEPTIVE LANGUAGE TARGETS THROUGH VIRTUAL MEANS.


© *Practically Speeching*

# VIRTUAL LANGUAGE FIELD TRIP

Let's Go To...

The San Diego Zoo!

Link: <https://kids.sandiegozoo.org/videos>




How to start?

Simply follow the link and make sure you are on "videos". You can select any of the live cams to take your field trip.


which animal will you visit?




Tiger



Monkey




Elephant



Penguin



Giraffe



Bear

Make a prediction:

what do you think the animal will be like?  
Look like? what will they be doing?

Let's access Prior

Knowledge:

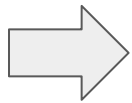
what do you already know  
about this animal?

Let's make an inference!

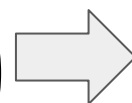
what will your animal be thinking when  
you see them?

Let's sequence what we saw:  
Here's the language I can use to do it!

First  
To begin  
In the beginning  
To start  
Initially



Second  
Next  
Later  
Then  
Also



Third  
Finally  
Last  
In the end  
Eventually

Let's follow directions at the zoo:

1. Check out the giraffe and tell me what he's doing.
2. Check out an animal that swims.
3. Find the BIGGEST animal at the zoo.
4. Find the SMALLEST animal at the zoo.
5. Check out an animal that has stripes.

Let's compare/contrast:

1. Pick two animals
2. Tell me how they are the SAME.
  - a. "They both..."
3. Tell me how they are DIFFERENT.
  - a. "One is \_\_\_\_ and one is \_\_\_\_"

# CLIP ART THANKS TO...

My Cute Graphics

One Teacher's Adventures

