



# Spring

## HE/SHE PRONOUNS



# Interactive Book

## He/She pronouns


- Print all pages on cardstock.
- Cut pages 3-6 in half
- Cut out interactive pieces on page 7
- DO NOT cut apart page 8 - this will be the base of your book
- Place velcro on squares and attach interactive pieces to the corresponding picture on page 8
- Bind with two rings on the left side of the pages
- Practice he/she pronouns!

# Spring


PRONOUN BOOK




has flowers.




is wearing a rain suit.



has flowers.




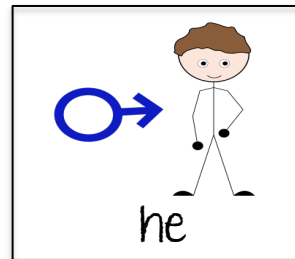
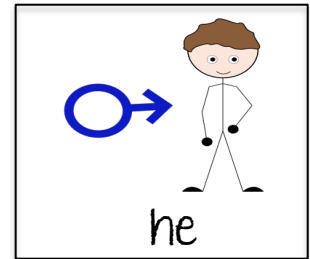


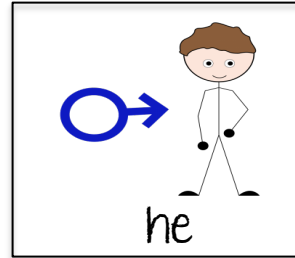
is wearing a rain suit.


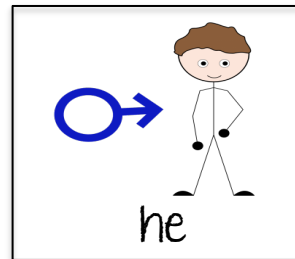
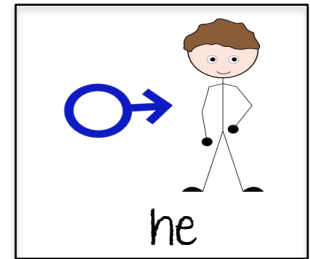


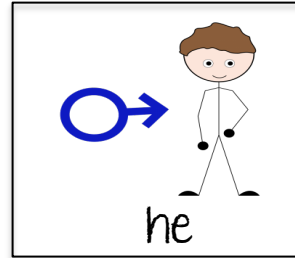


is holding flowers.



is holding flowers.







# Thank you

FOR SUPPORTING

*Speech Me Maybe!*  
**Credits**



This product was created using Smarty Symbols Images. All rights reserved, 2011-2015.

Thank you so much for downloading this product. I hope you love using it in your therapy sessions and classrooms. Don't forget to leave feedback on TpT to receive credits towards future purchases! Please do not duplicate or share as this is my original work. If you have any questions you can email me at: [speechmemaybe@gmail.com](mailto:speechmemaybe@gmail.com)