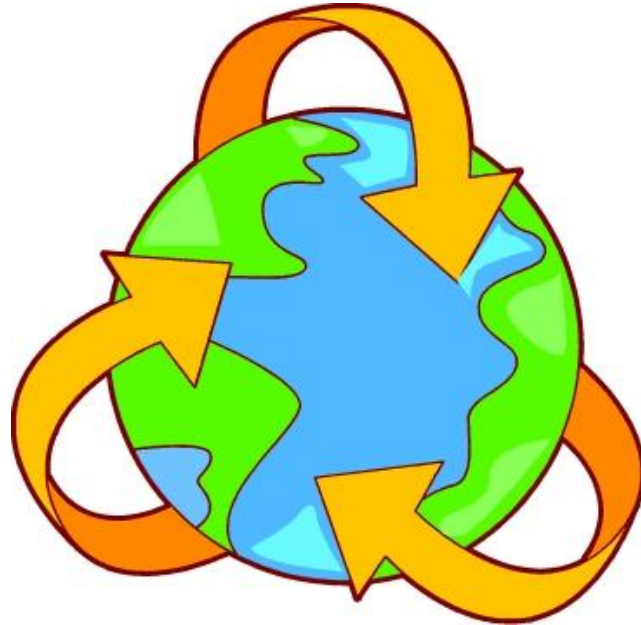


Let's get ready to recycle!



Graphics by:
www.graphicsfactory.com
Activity by: Natalie Boatwright
www.justwrightspeech.blogspot.com

You may not sell, copy, or
share downloads. Individual
use only.



Included in this packet:

- Four category sorting mats for the recycling categories:
 - Paper, plastic, aluminum, and glass
 - 24 category cards




To prepare for use:

- Print, cut, & laminate for durability

Suggested use:

- After laminating, add small magnets to the back of the small category cards. Place the larger category mats in baking sheets and the magnetic cards will "stick" to the mat.
- Sort category cards onto respective mats.
 - Depending on level/need of student(s), have them label the picture, use a sentence to determine the pictures category, and/or use a sentence to describe attribute(s) of picture.
- Print two copies of each category card set to use for a game of memory or go fish

Paper



Plastic



Aluminum



Glass






Just Wright Speech



Just Wright Speech



Just Wright Speech



Just Wright Speech



Just Wright Speech




Just Wright Speech



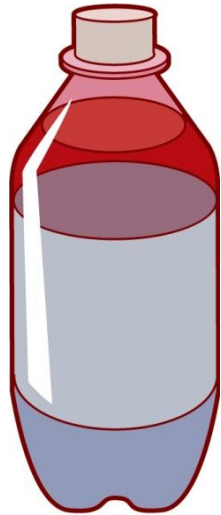
Just Wright Speech




Just Wright Speech



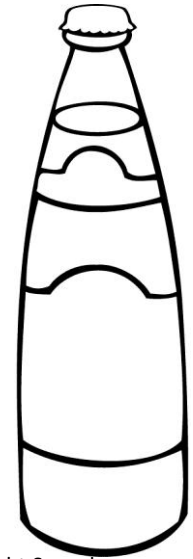

Just Wright Speech



Just Wright Speech



Just Wright Speech



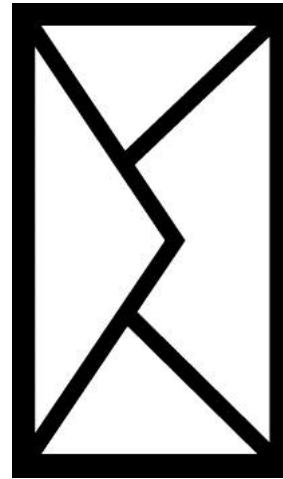
Just Wright Speech



Just Wright Speech



Just Wright Speech



Just Wright Speech



Just Wright Speech







Just Wright Speech



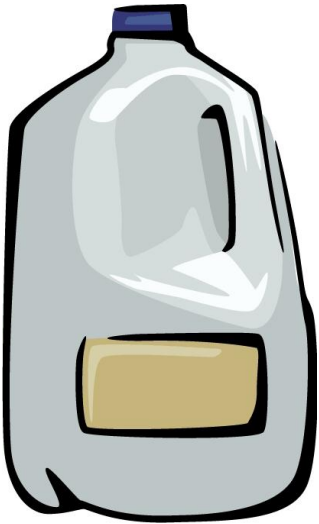
Just Wright Speech



Just Wright Speech



Just Wright Speech



Just Wright Speech



Just Wright Speech



Just Wright Speech



Just Wright Speech