


Racing Articulation



FREE

Initial L Sound



Contents

- 1 Initial I Game boards
- 6 Lap cards
- 6 Cars



Created by Speech Gems

Directions

- 1.) Copy both pieces on 11x17 inch paper or tape both parts together
- 2.) Laminate the board games, lap cards and small cars. (Use Play Doh to make the cars stand up.) Copy the lap cards on colored card stock.
- 3.) Use a paper clip and a pencil to spin the spinner or a fastener can be used.
- 4.) Practice saying the word or producing it in sentences.
- 5.) Move the paper car or a toy car to the picture.
- 6.) Continue playing and moving around the game board.
- 7.) Each time a player passes the finish line they collect a lap card.
- 8.) Play until one player has 10 lap cards or for a specific amount of time.




Created by Speech Gems




Game Board
On 11x 17 inch paper

Spinner
Use a fastener and paper clip or
A pencil and a paper clip





Initial L sound

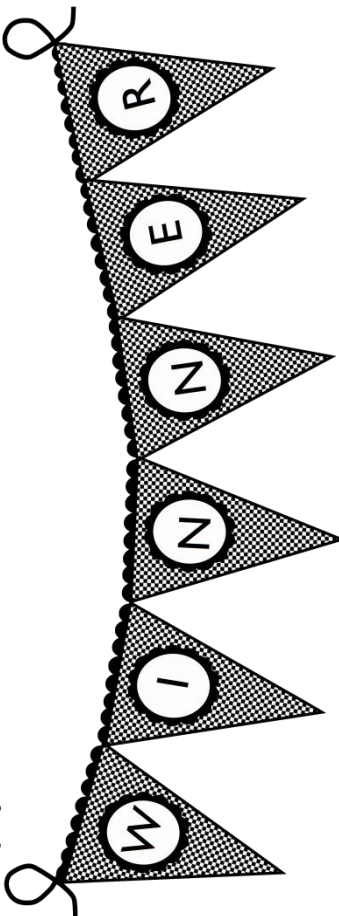


Created by Speech Gems



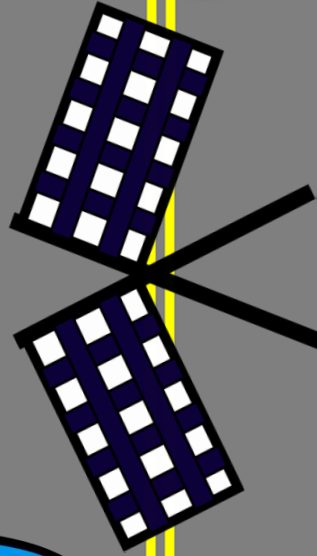



Created by Speech Gems



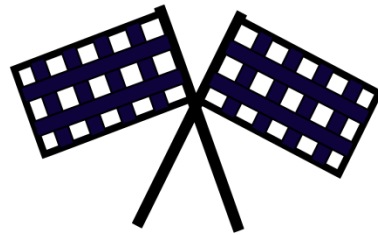
Place
Cards
Here

Start

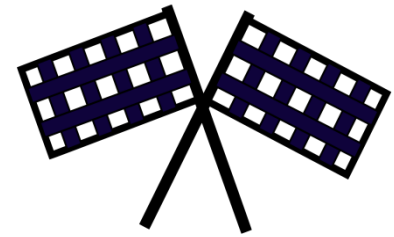





1 LAP



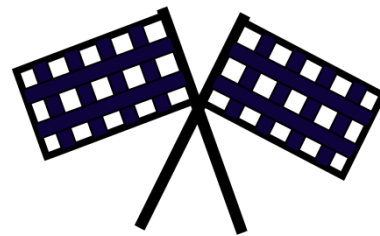
1 LAP




1 LAP



1 LAP



1 LAP



1 LAP

Game Pieces



Speech Gems

Cathy Ann Boudreau, MA SLP

Thank you for purchasing a Speech Gems activity. If you have any questions or concerns please email me at slpspeechgems@gmail.com

This document is for individual or classroom use only.
Do not resell, copy, or share download.

Follow me on Social media for more ideas.



[speechgems](https://www.instagram.com/speechgems)



[Slp.speech.gems.blog](http://slpspeechgems.blogspot.com)




[Speech Gems](https://www.facebook.com/SpeechGems)



[cboudrel2587](https://www.pinterest.com/cboudrel2587/)

For the full version that includes Initial and final K, G, F, V, Sh, CH, TH, L, S, R and blends click on

[RACING ARTICULATION](#)



Graphics by:

